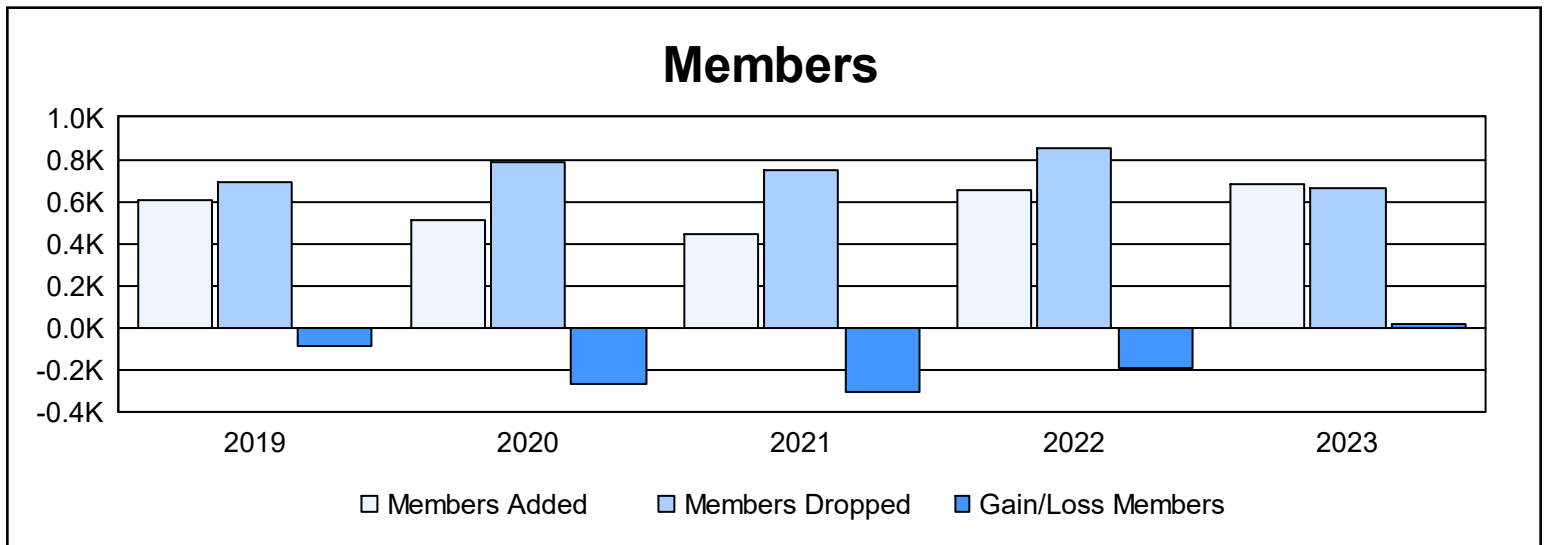
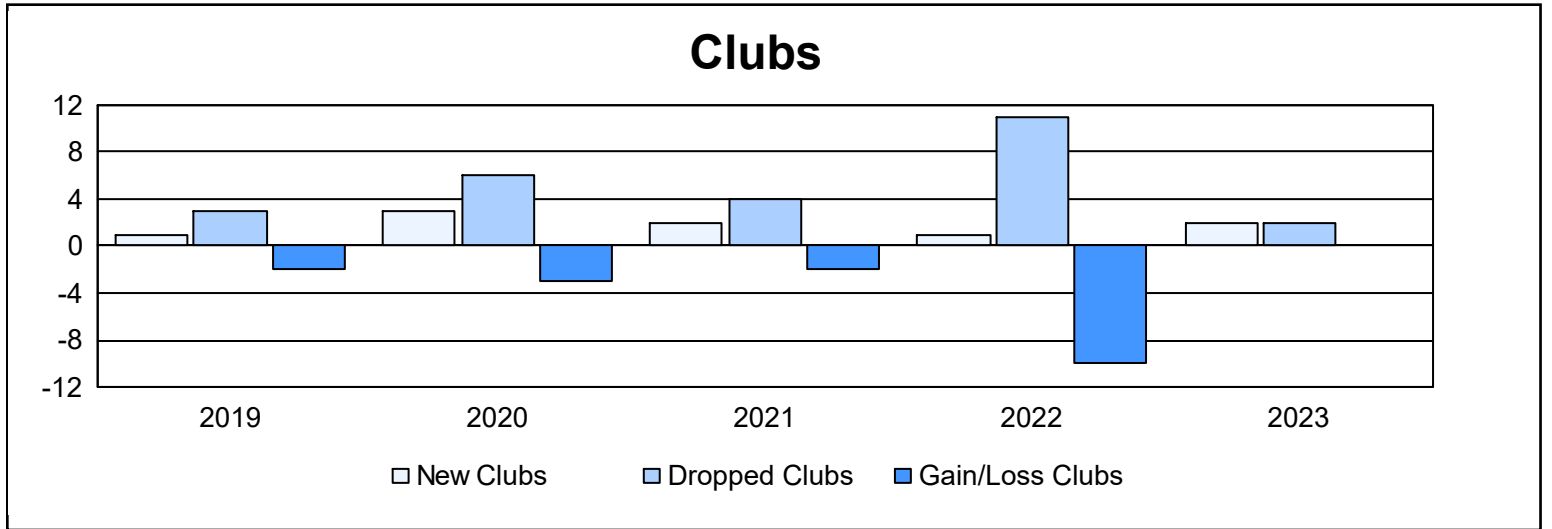


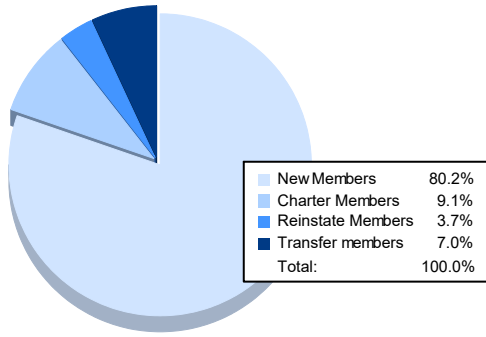
Multiple District 22

As of June 2023 Cumulative

Year	New Clubs	Dropped Clubs	Gain/ Loss Clubs	New Members	Charter Members	Reinstate Members	Transfer Members	Total Member Added	Total Members Dropped	Gain/ Loss Members
2018-2019	1	3	-2	514	27	30	37	608	695	-87
2019-2020	3	6	-3	359	87	20	49	515	783	-268
2020-2021	2	4	-2	288	92	33	27	440	746	-306
2021-2022	1	11	-10	546	31	45	34	656	851	-195
2022-2023	2	2	0	548	62	25	48	683	664	19
Average	2	5	-3	451	60	31	39	580	748	-167



Membership Composition June 2023 Cumulative



Gender Composition June 2023 Cumulative

